




# Guide Notes

**Title:** It's a Bad Day to be a Fly.

**Genre:** Fiction.













## Visual Information:

-  Discuss the use of illustrative text. Why has it been written like this?
-  Discuss the instruction manual written for the fly. Look at the "notes" written at the bottom of the pages.



## What Do You Think?

(Questions to promote discussion and critical thinking)

-  Look at the title and illustration on the cover. What do you think this story will be about?
-  Why do you think it is a bad day to be a fly?
  
-  Look at page 3. Why do you think the fly is wearing a bib with the letter "L" printed on it?
-  Look at page 6. Why do you think Mr Sty is covering his pie with a tea towel?
-  Look at page 11. Why do you think the fly is wearing a gas mask?
-  Look at page 13. Why do you think Mr Sty has a sore nose?
-  Look at page 14. Do you think a cage is going to stop the fly from reaching Mr Sty's pie? Why?
-  Look at page 17. What is Mr Sty planning? What has happened to Mr Sty's finger?
-  Look at page 21. What do you think is going to happen when Mr Sty opens the door to show the fly the way out?
-  Look at page 23. Why do you think Mr Sty wants to give up?
-  How do you think Mr Sty feels about the fly? Why?
-  Do you think the fly tried to annoy Mr Sty on purpose? Why?

## Language Focus

**Interesting Words:** pesky, annoying, horrible, irritating, instruction, graduated, ridiculous

**Compound Word:** cannot

**Discuss the Differences Between:** cannot, should not, must not, will not

**Rhyming Words:** fly/Sty/eye/pie; low/go

**Look at Ways to Spell Long Vowel Sound "i":** y, ie

**Look at Ways to Spell Long Vowel Sound "o":** o, ow





**Say the Phonemes in:** bad, day, say, my

**Focus on the Initial Blend:** fl (fly)


**Look at the Suffix:** ing (flying, buzzing, landing, reporting)

### Integrated Curriculum

#### Social/Emotional/Moral Development

-  Talk about how we need to be aware of how our behaviour can affect other people. Sometimes we don't realise when we are annoying others (e.g. by making noises such as humming or whistling).
-  Talk about the "signals" we can read from other people to know how our behaviour is affecting them. (e.g. body language, words)
-  Talk about how Mr Sty feels throughout the story. Happy? Grumpy? Annoyed? Angry? What do you do when you feel grumpy, annoyed or angry?
-  Towards the end of the story, Mr Sty says "I give up." Make a list of things you can do when you feel like giving up. (For example, talk to someone to get another perspective. Try a different approach. Take a deep breath or break and then try again later).

#### Maths

-  Write each of the instructions from the fly's manual on cards:
  - Fly around
  - Land on everything
  - Report to Fly Headquarters.
  - Buzz loudly
  - Look for food

Shuffle the cards and then encourage your child to place the cards in the correct order in which the instructions appear in the story.

Which instruction was the **first**, **second**, **third**, **fourth** and **fifth**?

### Science



Make a list of questions you'd like to find out about flies.

For example:

- Can flies fly backwards? Hover? Spin?
- Are flies a valuable part of our ecosystems?
- How many species of flies are there?
- How many wings or legs does a fly have?
- How can flies walk upside down on the ceiling?
- Do flies have teeth?

Go to <http://storiesandchildren.com/fly-facts> to find out the answers to these questions and other facts about flies.

Alternately, do an internet search, or look up an encyclopaedia to find the answers.



Find out more information about Venus Fly Traps.

- Where do they live?
- What do they eat?
- How do they attract flies?
- How big do they grow?



Look at photos of Venus Fly Trap plants on the internet or in books.

### Health and Safety



Talk about how flies spread germs.

Go to <http://storiesandchildren.com/fly-facts> for more information.



Discuss how we can protect food from flies (e.g., putting food in sealed containers, covering food with a cloth, putting up fly screens to keep flies out of food preparation areas).



What sort of devices do we use to protect ourselves and our food from flies? (Fly traps, sprays, fly paper, fly screens). Make a list to see how many different methods you can think of. Which methods are the best? Why? (Consider cost, ease of use, health effects on humans).



Design and construct your own fly trap using junk and collage materials.

## Language



Discuss the plot of the story. Talk about the problem Mr Sty has and the solutions he tries.

Talk about the characters in the book.

Discuss where you think the story took place.

Talk about whether this could be a true story or a fictional story? Why?

Dramatise the story.

Encourage children to read repetitive text.

Look back through the book. The student fly is learning how to be a great fly by studying the Fly Instruction Manual. Re-tell the story from the fly's perspective.

Children can draw a picture of the fly. Add speech bubbles so the fly can warn other flies of things to look out for.

**Beware of fly spray.  
Use a gas mask!**



**Watch out for  
flying spoons.**



**Avoid Venus Fly Traps.**



Write a "What-Happens-Next-Story?" What do the flies do? What does Mr Sty do? You could add new characters.

Write some simple instructions for someone to follow. E.g., What to do when you wake up in the morning? Instruction One: Get out of bed.

## Cooking

Make an apple pie or apple turnovers.

## Art



Make flies out of finger prints.

Print your finger or thumb print on paper by using paint or ink. With a felt pen, draw on eyes, legs and wings on your print to finish your fly. Make as many flies as you want.



Add 'germs' to your fly prints by flicking/splattering black paint on the paper with a brush. An old toothbrush works really well for this.



Make a 3D fly out of collage materials. Paint with black paint. Hang your fly from the ceiling. Alternately, mould a fly out of clay or playdough.

